

Flute 1

Sunny Honeymoon

Buster Birch

swung quavers

from the *Beginner Jazz Soloing* guide to improvisation

Head

Head

Solos

Solos

F7

B \flat 7 F7

C7 B \flat 7 F7 C7 C7

Open for solos Last time

Head

Head

Flute 2

Sunny Honeymoon

Buster Birch

swung quavers

from the *Beginner Jazz Soloing* guide to improvisation

Head Tacet 1st time

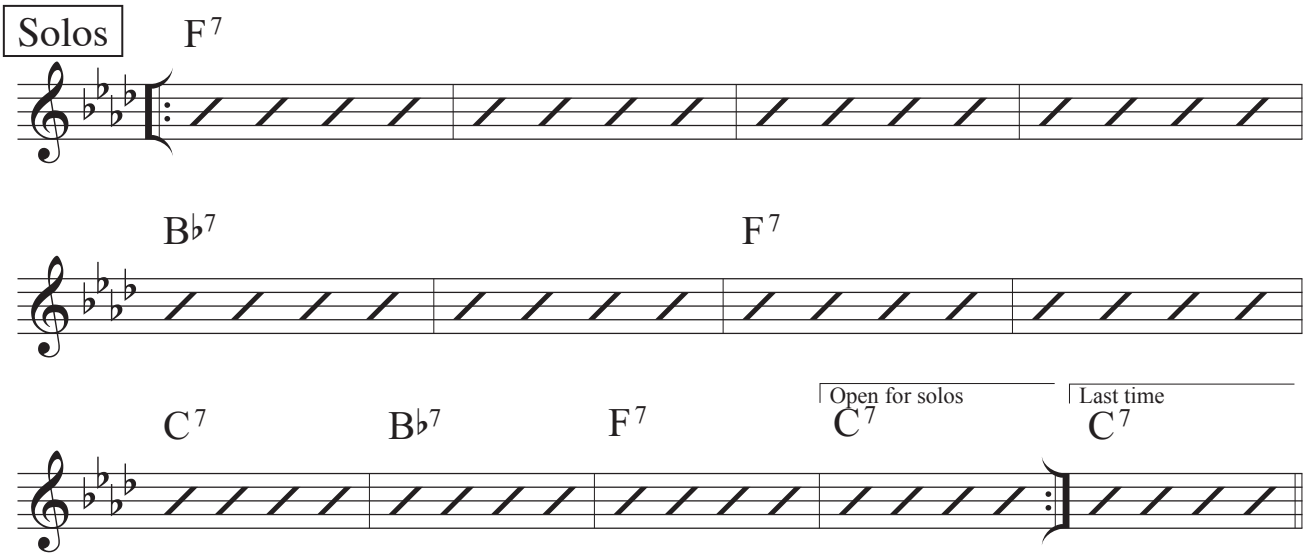


Solos


F⁷

B^b7 F⁷

C⁷ B^b7 F⁷ Open for solos C⁷ Last time C⁷



Head Tacet 1st time



play pick up

Clarinet 1
swung quavers

Sunny Honeymoon

from the *Beginner Jazz Soloing* guide to improvisation

Buster Birch

Head

Three staves of musical notation for the 'Head' section. The first staff begins with a treble clef, a key signature of two flats (B-flat and E-flat), and a 4/4 time signature. The melody consists of eighth notes and quarter notes with accents and slurs. The second and third staves continue the melody, with the third staff including first and second endings.

Solos

Three staves of musical notation for the 'Solos' section. The first staff is marked with a G7 chord and contains a series of diagonal slashes. The second staff is marked with C7 and G7 chords. The third staff is marked with D7, C7, G7, D7, and D7 chords, with a 'Last time' marking at the end.

Head

Three staves of musical notation for the second 'Head' section. The notation is identical to the first 'Head' section, including the treble clef, key signature, time signature, and first/second endings.

Clarinet 2
swung quavers

Sunny Honeymoon

from the *Beginner Jazz Soloing* guide to improvisation

Buster Birch

Head Tacet 1st time

Solos G⁷

Head Tacet 1st time

Alto Sax 1
swung quavers

Sunny Honeymoon

from the *Beginner Jazz Soloing* guide to improvisation

Buster Birch

Head

Head

Solos

Solos

D⁷

G⁷ D⁷

A⁷ G⁷ D⁷ A⁷ A⁷

Open for solos Last time

Head

Head

Alto Sax 2
swung quavers

Sunny Honeymoon

from the *Beginner Jazz Soloing* guide to improvisation

Buster Birch

Head Tacet 1st time

Solos D⁷

Head Tacet 1st time

Tenor Sax 1
swung quavers

Sunny Honeymoon

from the *Beginner Jazz Soloing* guide to improvisation

Buster Birch

Head

Three staves of musical notation for the 'Head' section. The first staff begins with a treble clef, a key signature of two flats (B-flat and E-flat), and a 4/4 time signature. The music consists of eighth and quarter notes, some with slurs and accents. The second and third staves continue the melody, with the third staff including first and second endings marked with '1.' and '2.'.

Solos

Three staves of musical notation for the 'Solos' section. The first two staves are filled with diagonal lines, indicating improvisation. The third staff shows specific chord changes: D7, C7, G7, D7, and D7. Above the staff, there are labels: 'G7' above the first staff, 'C7' and 'G7' above the second staff, and 'D7', 'C7', 'G7', 'D7', and 'D7' above the third staff. The third staff also includes the text 'Open for solos' and 'Last time' above the final two measures.

Head

Three staves of musical notation for the second 'Head' section. The notation is identical to the first 'Head' section, including the treble clef, key signature of two flats, 4/4 time signature, and the melody with slurs and accents. The first and second endings are also present.

Tenor Sax 2
swung quavers

Sunny Honeymoon

from the *Beginner Jazz Soloing* guide to improvisation

Buster Birch

Head Tacet 1st time

Solos G⁷

C⁷ G⁷

D⁷ C⁷ G⁷ Open for solos Last time
D⁷ D⁷

Head Tacet 1st time

play pick up

Trumpet 1
swung quavers

Sunny Honeymoon

from the *Beginner Jazz Soloing* guide to improvisation

Buster Birch

Head

Three staves of musical notation for the 'Head' section. The first staff begins with a treble clef, a key signature of two flats (B-flat and E-flat), and a 4/4 time signature. The melody consists of eighth notes with accents and slurs, and includes first and second endings. The second and third staves continue the melody with similar notation and dynamics.

Solos

Three staves of musical notation for the 'Solos' section. The first staff is marked with a G7 chord and contains four measures of diagonal slashes. The second staff is marked with C7 and G7 chords and also contains four measures of diagonal slashes. The third staff is marked with D7, C7, G7, and D7 chords, with a bracketed section labeled 'Open for solos' and a final measure labeled 'Last time'.

Head

Three staves of musical notation for the second 'Head' section. The notation is identical to the first 'Head' section, featuring a treble clef, two-flat key signature, 4/4 time, and eighth-note melody with accents and slurs, including first and second endings.

Trumpet 2
swung quavers

Sunny Honeymoon

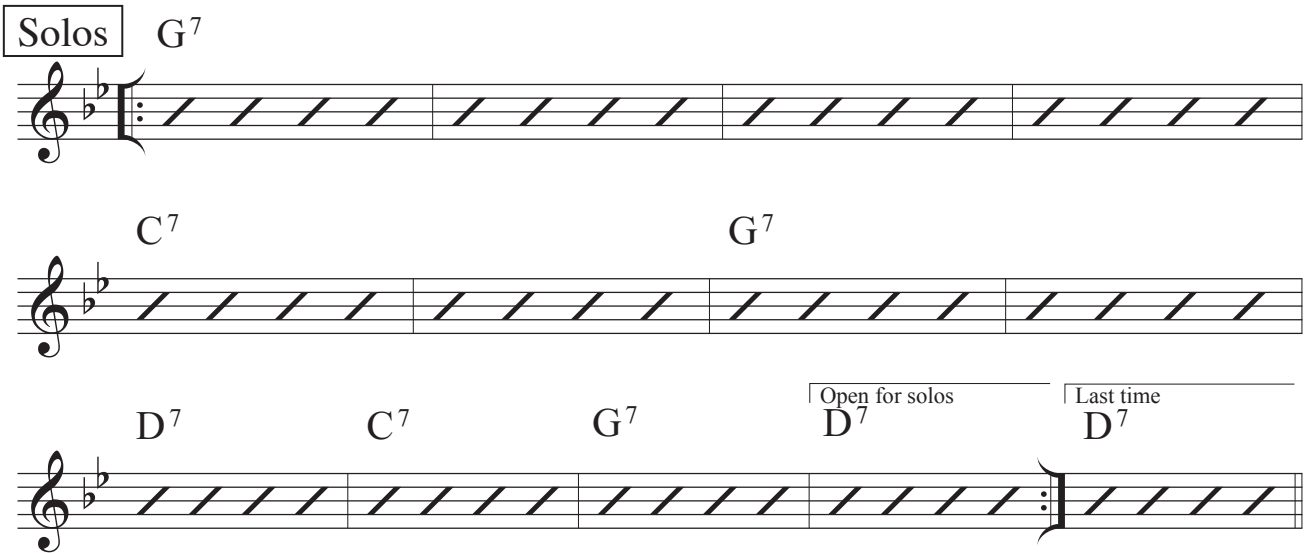
from the *Beginner Jazz Soloing* guide to improvisation

Buster Birch

Head Tacet 1st time



Solos G⁷



Head Tacet 1st time



Trombone 1
swung quavers

Sunny Honeymoon

from the *Beginner Jazz Soloing* guide to improvisation

Buster Birch

Head

Solos

Head

Trombone 2
swung quavers

Sunny Honeymoon

from the *Beginner Jazz Soloing* guide to improvisation

Buster Birch

Head

Tacet 1st time

The Head section consists of three staves of music in bass clef, 4/4 time, with a key signature of two flats (B-flat and E-flat). The first staff begins with a double bar line and a repeat sign, followed by a series of eighth notes and quarter notes with accents and slurs. The second staff continues the melodic line. The third staff concludes with a first ending (marked '1.') and a second ending (marked '2.').

Solos

F⁷

The Solos section consists of four staves of music in bass clef, 4/4 time, with a key signature of two flats. Each staff is filled with diagonal slash marks, indicating improvisation. Above the staves, the following chords are indicated: F⁷, B^b7, F⁷, C⁷, B^b7, F⁷, C⁷ (labeled 'Open for solos'), and C⁷ (labeled 'Last time').

Head

Tacet 1st time

The second Head section consists of three staves of music in bass clef, 4/4 time, with a key signature of two flats. It follows the same melodic structure as the first Head section, including first and second endings. The instruction 'play pick up' is written below the third staff.

Horn 1

Sunny Honeymoon

Buster Birch

swung quavers

from the *Beginner Jazz Soloing* guide to improvisation

Head

Musical notation for the Head of Sunny Honeymoon, Horn 1 part. It consists of three staves of music in 4/4 time, key of B-flat major. The first staff begins with a repeat sign and a first ending bracket. The second staff continues the melody. The third staff concludes with a first ending bracket and a second ending bracket. The notation includes various rhythmic values, slurs, and accents.

Solos

Musical notation for the Solos section of Sunny Honeymoon, Horn 1 part. It consists of three staves of music, each containing four measures of diagonal slashes representing improvisation. Above the first staff is a C⁷ chord symbol. Above the second staff are F⁷ and C⁷ chord symbols. Above the third staff are G⁷, F⁷, C⁷, G⁷, and G⁷ chord symbols. The third staff ends with a double bar line and a first ending bracket.

Head

Musical notation for the Head of Sunny Honeymoon, Horn 1 part. It consists of three staves of music in 4/4 time, key of B-flat major. The first staff begins with a repeat sign and a first ending bracket. The second staff continues the melody. The third staff concludes with a first ending bracket and a second ending bracket. The notation includes various rhythmic values, slurs, and accents.

Horn 2

Sunny Honeymoon

Buster Birch

swung quavers

from the *Beginner Jazz Soloing* guide to improvisation

Head

Tacet 1st time

Solos

C⁷

Head

Tacet 1st time

Guitar
swung quavers

Sunny Honeymoon

from the *Beginner Jazz Soloing* guide to improvisation

Buster Birch

Head

Musical notation for the Head section of 'Sunny Honeymoon'. It consists of three staves of music in 4/4 time, featuring swung eighth notes and chords. The key signature has three flats (B-flat, E-flat, A-flat). The first staff starts with an F7 chord. The second staff features Bb7 and F7 chords. The third staff includes C7, Bb7, and F7 chords, with first and second endings marked '1.' and '2.'.

Solos

Musical notation for the Solos section of 'Sunny Honeymoon'. It consists of three staves of music, each containing a series of diagonal slashes representing improvisation. The first staff is marked with an F7 chord. The second staff is marked with Bb7 and F7 chords. The third staff is marked with C7, Bb7, and F7 chords, and includes a box labeled 'Open for solos' over a C7 chord and a 'Last time' instruction over another C7 chord.

Head

Musical notation for the second Head section of 'Sunny Honeymoon'. It consists of three staves of music in 4/4 time, featuring swung eighth notes and chords. The key signature has three flats. The first staff starts with an F7 chord and ends with a Bb7 chord. The second staff features F7 and C7 chords. The third staff includes first and second endings marked '1.' and '2.', with chords Bb7, F7, C7, Bb7, and F7.

Piano

Sunny Honeymoon

Buster Birch

swung quavers

from the *Beginner Jazz Soloing* guide to improvisation

Head

8va

F7

Bb7

sample voicings for adlib comping, feel free to alter

Bb7

F7

C7

Bb7

F7

1.

2.

C7

Solos

F7

Bb7

F7

C7

Bb7

F7

C7

C7

Open for solos

Last time

Sunny Honeymoon

Head *8va*

The musical score is written for piano and voice. It is in the key of F major (one flat) and 4/4 time. The piano accompaniment consists of a steady eighth-note bass line in the left hand and chords in the right hand. The vocal line is in the soprano register, marked '8va', and features a melodic line with accents and slurs. The score is divided into three systems. The first system is labeled 'Head' and includes an '8va' instruction. The piano part features chords F7, Bb7, and C7. The vocal line has a melodic line with accents and slurs. The second system continues the piano accompaniment with chords F7 and C7. The third system includes first and second endings for the piano part, with chords Bb7, F7, and C7.

Bass

Sunny Honeymoon

Buster Birch

swung quavers

from the *Beginner Jazz Soloing* guide to improvisation

Head

Sample walking bass line, feel free to ad lib

Chords: F⁷, B^{b7}, F⁷, C⁷, B^{b7}, F⁷, C⁷ (1. and 2. endings)

Solos

Open for solos

Last time

Chords: F⁷, B^{b7}, F⁷, C⁷, B^{b7}, F⁷, C⁷

Head

Chords: F⁷, B^{b7}, F⁷, C⁷, B^{b7}, F⁷

Drum Set
swung quavers

Sunny Honeymoon

from the *Beginner Jazz Soloing* guide to improvisation

Buster Birch

Head

Play Time

Solos

Open for solos Last time

Head

Play Time